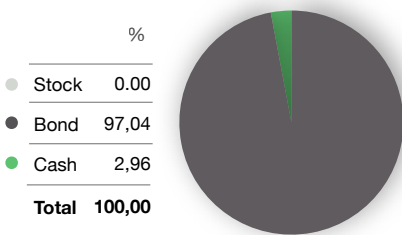




Investment Strategy

The Ostrica Inflation Investments Fund predominantly invests in inflation linked bonds issued by Eurozone based countries. Ostrica uses forward looking models to calculate the probability of interest rate rises across the yield curve and actively manages the duration of the fund accordingly. We monitor the various country CDS's continuously to take advantage of the spreads between Northern & Southern European countries. Using these principles of strong risk management, the fund provides a very stable investment in inflation investments.

Asset Allocation



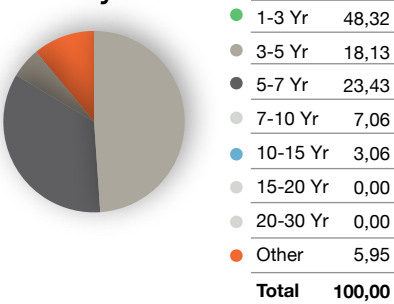
Top 10 Holdings

Country	Portfolio Weighting %
Spain (Kingdom of)	14,77
Italy (Republic Of)	10,28
France (Republic Of)	9,39
France (Republic Of)	8,14
Italy (Republic Of)	7,06
Germany (Federal Republic Of)	7,01
France (Republic Of)	6,61
United Kingdom	6,15
Germany (Federal Republic Of)	5,73
Australian Government	4,31

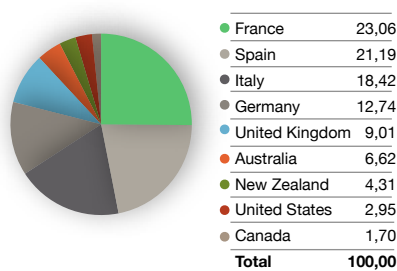
Key Facts

Base Currency	Euro
Firm Name	Ostrica B.V.
Investment Type	Open-End Fund
Management Fee	0,75
Inception Date	27/2/2014
Yield to Maturity	0,17
Modified Duration	-4,15
Fund Size	8.215.587,70
ISIN	NL0010649786
Global Category	Europe Fixed Income

Maturity Allocation



Country Allocations



Performance Annualized

Time Period: Since Inception to 31/08/2020

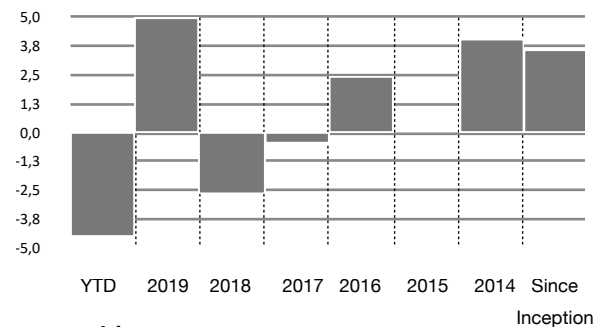
Return	0,56
Max Drawdown	-6,55
Std Dev	3,32
Sharpe Ratio	0,31
Beta	0,71
Sortino Ratio	0,37
Skewness	-0,81

Investment Growth Time Period: 27/2/2014 to 31/08/2020



● Ostrica Inflation Investments Fund

Yearly Returns ● Inflation Investments Fund



Monthly Returns

	Jan	Feb	Mar	Apr	May	Jun	Jul	Aug	Sep	Oct	Nov	Dec	Year
2020	-0,7	-1,4	-2,1	0,2	-0,1	-0,6	-0,6	0,8					-4,5
2019	0,7	0,0	0,4	0,4	-0,3	0,9	1,5	0,2	0,5	0,2	-0,1	0,4	4,9
2018	-0,1	0,0	0,4	0,1	-1,9	0,2	-0,3	-1,4	0,5	-0,3	-0,1	0,4	-2,6
2017	-0,4	0,0	-0,6	0,0	0,1	-0,1	0,3	0,1	0,0	0,3	0,2	-0,2	-0,4
2016	0,5	-1,1	1,3	-0,4	0,9	1,2	-0,1	0,0	0,2	-0,5	-0,2	0,6	2,4
2015	1,6	1,2	0,7	-0,1	-1,7	-2,0	1,3	-2,2	0,5	2,2	1,2	-2,4	0,1
2014	-	-	0,2	0,8	1,0	1,1	0,6	0,9	-0,4	-0,4	0,4	-0,5	4,1